

UNIQUE FEATURES OF THE AS1230

Tank Capacity

1,200 gallons

Transmission

ZF Power Shift, 6-speed with
lock-up torque converter

Engine

Tier 4F 260 hp
Cummins engine

Top Road Speed

35 MPH

Weight

21,000 lbs (approx. dry weight)

Crop Clearance

50" clearance with 18" drop box
all-gear final drives

List Price

\$314,627

AS1230



APACHE by **GT**
SPRAYERS

UNIQUE FEATURES OF THE AS1230

Tank Capacity

1,200 gallons

Transmission

ZF Power Shift, 6-speed with lock-up torque converter

Engine

Tier 4F 260 hp
Cummins engine

Top Road Speed

35 MPH

Weight

21,000 lbs (approx. dry weight)

Crop Clearance




50" clearance with 18" drop box
all-gear final drives

List Price

\$ 314,627



COMMON FEATURES (ALL MODELS)

ENGINE & DRIVE TRAIN	FUEL CAPACITY	90 gallons
	DEF TANK	5 gallons
CHASSIS, SUSPENSION & TIRES	SUSPENSION	Patented independent hydraulic
	BRAKES	Fully enclosed, self-adjusting, internal wet disc brakes
	FRONT TIRES REAR TIRES	 380/80R38 (narrow and semi-float options available)  380/90R46 (narrow and semi-float, and full-float options available)
	TRANSPORT WIDTH AND HEIGHT	144" maximum
SPRAY OPTIONS	OVERALL LENGTH	290" maximum
	BOOMS	ET CUSTOM BOOM Straight 90' or 100'; or 60'/90'  Straight 120' or 132'
	PRODUCT PUMP	HYPRO ® Hydraulically-driven centrifugal product pump
	RINSE TANK	100 gallons
CAB	ET CUSTOM PRESSURIZED	State-of-the-art cab interior and console

APACHE by **ET**
SPRAYERS

877-398-6164
ETsprayers.com