

Plus II

Unique Features of the AS1220 Plus II

Tank Capacity

1,200 gallons

Transmission

ZF Power Shift, 6-speed with
lock-up torque converter

Engine

Tier 3 275 hp
Cummins engine

Top Road Speed

35 MPH

Weight

20,300 lbs (approx. dry weight)

Crop Clearance

50" clearance with 18" drop box
all-gear final drives



APACHE by **GT**
SPRAYERS

Plus II

Unique Features of the AS1220 Plus II

Tank Capacity

1,200 gallons

Transmission

ZF Power Shift, 6-speed with lock-up torque converter

Engine

Tier 3 275 hp
Cummins engine

Top Road Speed

35 MPH

Weight




20,300 lbs (approx. dry weight)

Crop Clearance

50" clearance with 18" drop box
all-gear final drives



COMMON FEATURES FOR ALL APACHE MODELS

ENGINE & DRIVE TRAIN	FUEL CAPACITY	100 gallons
	SUSPENSION	Patented independent hydraulic
CHASSIS, SUSPENSION & TIRES	BRAKES	Fully enclosed, self-adjusting, internal wet disc brakes
	FRONT TIRES	 380/80R38 (narrow and semi-float options available)
	REAR TIRES	 380/90R46 (narrow, semi-float, and full-float options available)
	TRANSPORT WIDTH AND HEIGHT	144" maximum
	OVERALL LENGTH	290" maximum
SPRAY OPTIONS	BOOMS	 ET CUSTOM BOOM Straight 90' or 100'; or 60'/90' Straight 120' or 132'
	PRODUCT PUMP	HYPRO [®] Hydraulically-driven centrifugal product pump
	RINSE TANK	100 gallons
CAB	ET CUSTOM PRESSURIZED	State-of-the-art cab interior and console

PRECISION APPLICATION EQUIPMENT AVAILABLE FACTORY-INSTALLED ON ALL NEW APACHES BY  AND .

All Model Year 2016 Apache sprayers are available with optional ISOBUS-ready wiring in lieu of factory-installed field computers. Refer to your specific precision agriculture product documentation for compatibility information. Equipment Technologies factory installs all field computers using CAN bus wiring and protocols.

APACHE by 
SPRAYERS

877-398-6164
ETsprayers.com